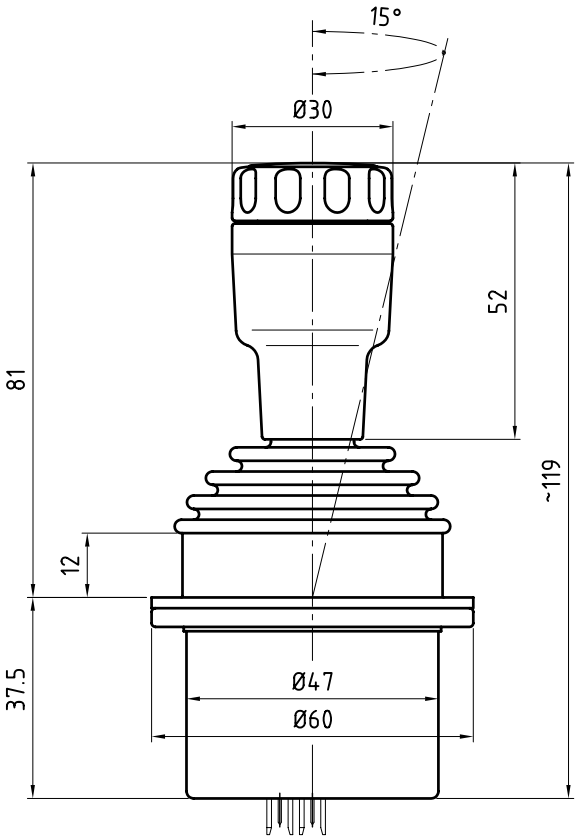

Gate
(Top view)

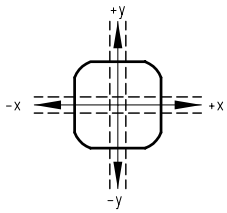

Rotation angle
(z-axis)

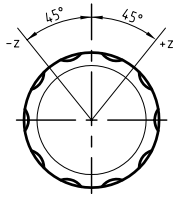

Output diagram x-, y-axis

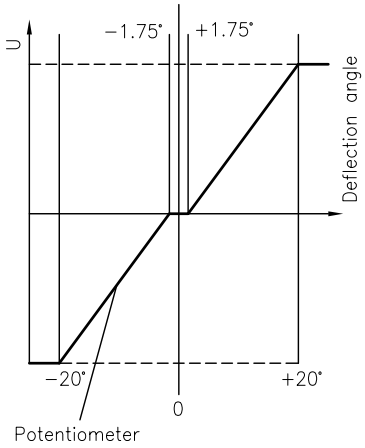

Output diagram z-axis

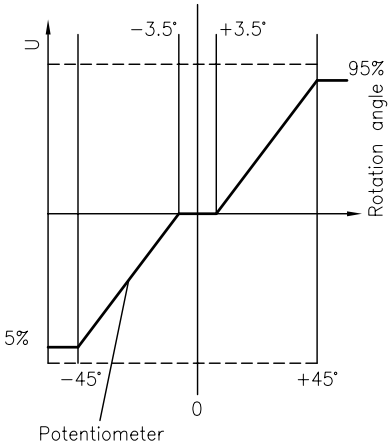

Bottom view

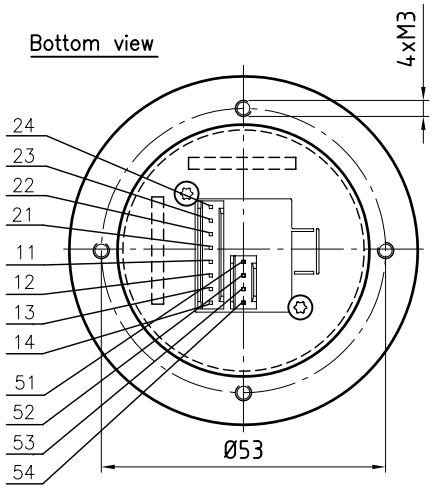

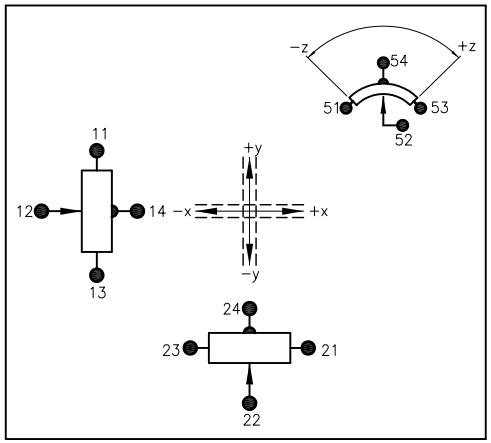

Description

Joystick type SK 60-0914	
Number of axes	3-axes, x-axis, y-axis, z-axis
Operation by	Handle with integrated z-axis
Connector: DUBOX Walled Header	8-poles: 76384-308 4-poles: 76384-304
Mating connector: Dubox Housing Anti-rotation locking	8-poles: 65240-08 4-poles: 65240-04
Cross guidance	soft
Center tab	x-, y-axis ±1.75° / z-axis ±3.5°
Switch point α	–
Retaining spring	normal Z-Nr. 60-112

Electrical characteristics

Resistance value	5 kOhm ± 20%
Power dissipation	0.2 Watt at 40°C per axis
Operating voltage	max. 30V DC

Axes		Potentiometer		Connector side
	Direction	Colour/ number	Center tab	Joystick in mid-position
x-axis	↑ +x	21 green	24 grey	
	Wiper	22 blue		
	↓ -x	23 violet		
y-axis	↑ +y	11 yellow	14 brown	
	Wiper	12 orange		
	↓ -y	13 red		
z-axis	↑ +z	53 red	54 brown	
	Wiper	52 orange		
	↓ -z	51 yellow		

				Oberfläche	Maßstab 1:1	Position Menge
				Datum	Name	Joystick
				Bearb. 15.01.13	Kiener M.	
				Gepr.		
				Norm		
				GENGE &THOMA AG CH-2543 Lengnau/Biel		60-0914
Zust.	Änderungen	Datum	Name	Dateiname E:\Dwg\SK 60\...\SK60-0914.dwg		Blatt Bl