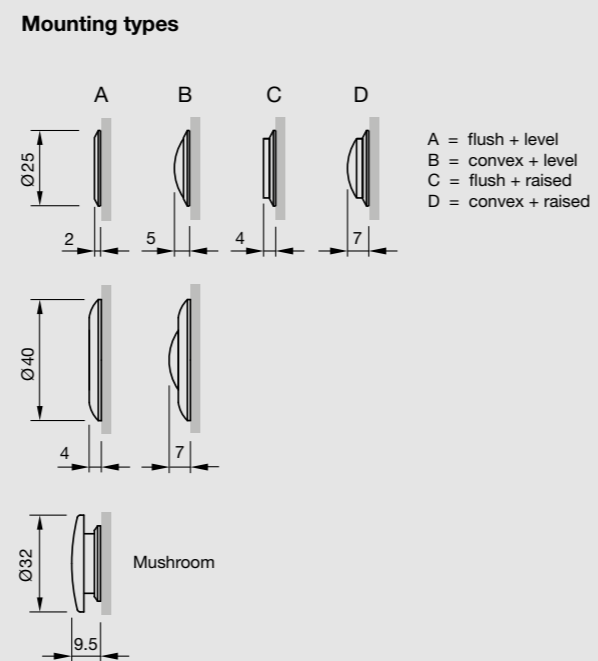
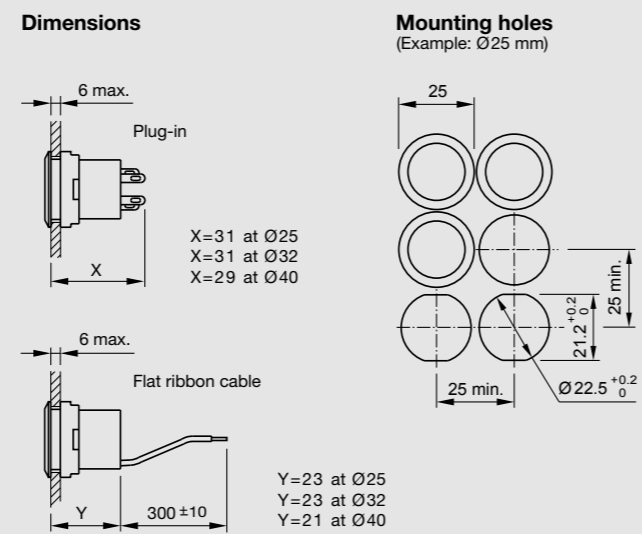


Series 84 | Product Selector

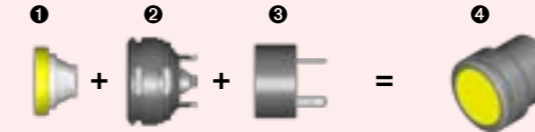
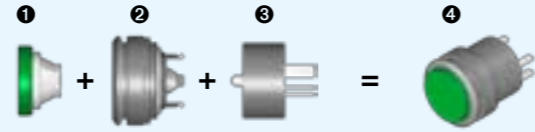
Series 84 | Product Selector



Series 84
Product Selector

Part Number Assistant

Featured here are our product combinations.
Other options available on request.



Illuminated
(Illuminated lens, non-illuminated bezel)

Non-illuminated
(Lens and bezel non-illuminated)

Halo Illumination
(Illuminated bezel)

Lens 1

Description	Illuminated								Non-illuminated								Halo Illumination	
	Illuminated ring	Illum. On/Off	Illum. Stand-by	Transparent	Transparent	Spot illumination	Spot illumination	Opaque Plastic	Opaque Plastic	Opaque Aluminium	Opaque Aluminium	Opaque Aluminium	Opaque Aluminium	Opaque Plastic	Opaque Aluminium	Opaque Aluminium		
Material	Plastic	Plastic	Plastic	Plastic	Plastic	Aluminium	Aluminium	Plastic	Plastic	Aluminium	Aluminium	Aluminium	Aluminium	Plastic	Aluminium	Aluminium		
Shape	Flush	Flush	Flush	Flush	Flush	Flush	Flush	Flush	Flush	Flush	Flush	Flush	Flush	Mushroom	Flush	Convex		
Mounting type	Level with bezel	Level with bezel	Level with bezel	Level with bezel	Raised above bezel	Level with bezel	Raised above bezel	Level with bezel	Raised above bezel	Level with bezel	Raised above bezel	Level with bezel	Raised above bezel	Raised above bezel	Raised above bezel	Raised above bezel		
Black																		
Red	84-7111.201	84-7111.202	84-7111.203	84-7111.200	84-7115.200	84-7211.000	84-7215.000	84-7121.000	84-7215.200	84-7201.000	84-7205.000	84-7202.000	84-7202.000A	84-7124.000A	84-7205.000A	84-7202.000A		
Orange	84-7111.301			84-7111.300	84-7115.300					84-7201.200	84-7205.200	84-7202.200	84-7202.200A	84-7124.200A	84-7205.200A	84-7202.200A		
Yellow	84-7111.401			84-7111.400	84-7115.400	84-7211.400	84-7215.400			84-7201.400	84-7205.400	84-7202.400	84-7202.400A	84-7124.400A	84-7205.400A	84-7202.400A		
Green	84-7111.501	84-7111.502	84-7111.503	84-7111.500	84-7115.500	84-7211.500	84-7215.500			84-7201.500	84-7205.500	84-7202.500	84-7202.500A	84-7124.500A	84-7205.500B	84-7202.500A		
Blue	84-7111.601	84-7111.602	84-7111.603	84-7111.600	84-7115.600	84-7211.600	84-7215.600			84-7201.600	84-7205.600	84-7202.600	84-7202.600A	84-7124.600A	84-7205.600A	84-7202.600A		
Transparent	84-7111.701	84-7111.702	84-7111.703	84-7111.700	84-7115.700													
Anodised aluminium						84-7211.800	84-7215.800			84-7201.800	84-7205.800	84-7202.800	84-7202.800A			84-7205.800A		
Grey																		
Bi-colour possible	X	X	X	X	X	X	X											
Marking of marking plate possible				X	X	X	X											

Actuator (with bezel) 2

Front dimension	Illuminated								Non-illuminated								Halo Illumination	
	25 mm dia. 22.5 mm dia. IP40		25 mm dia. 22.5 mm dia. IP67		25 mm dia. 22.5 mm dia. IP67		40 mm dia. 30.5 mm dia. IP67		25 mm dia. 22.5 mm dia. IP40		25 mm dia. 22.5 mm dia. IP67		25 mm dia. 22.5 mm dia. IP67		40 mm dia. 30.5 mm dia. IP67		25 mm dia. 22.5 mm dia. IP67	
Mounting hole	IP40		IP67		IP67		IP67		IP40		IP67		IP67		IP67		IP67	
Front protection	IP40		IP67		IP67		IP67		IP40		IP67		IP67		IP67		IP67	
Actuator for	Illum. pushbutton		Indicator		Illum. pushbutton		Indicator		Illum. pushbutton		Indicator		Illum. pushbutton		Indicator		Illum. pushbutton	
Bezel material	Plastic		Plastic		Aluminium		Aluminium		Plastic		Plastic		Aluminium		Aluminium		Plastic	
Black	84-2101.0	84-3100.0	84-1101.0	84-0100.0	84-1201.0	84-1201.2	84-1201.4	84-1201.5	84-1201.6	84-1201.7	84-0200.7	84-1221.7					84-1091.7	84-0090.7
Red																		
Yellow																		
Green																		
Blue																		
Natural																		
White translucent																		

Switching element 3

Terminal	Cable 300mm				Plug-in 2.8 x 0.8mm				Cable 300mm				Plug-in 2.8 x 0.8mm				Cable 300mm		Plug-in 2.8 x 0.8mm	
	Illum. pushbutton		Indicator		Illum. pushbutton		Indicator		Illum. pushbutton		Indicator		Illum. pushbutton		Indicator		Pushbutton	Pushbutton		
Switching element for	12VDC, 10mA		12VDC, 10mA		12VDC, 10mA		12VDC, 10mA		24VDC, 10mA		24VDC, 10mA		24VDC, 10mA		24VDC, 10mA		24VDC, 20mA	24VDC, 20mA		
Operating voltage/-current of LED	12VDC, 10mA		12VDC, 10mA		12VDC, 10mA		12VDC, 10mA		24VDC, 10mA		24VDC, 10mA		24VDC, 10mA		24VDC, 10mA		24VDC, 20mA	24VDC, 20mA		
Red	84-8511.2340	84-8001.2340	84-8511.2320	84-8001.2320	84-8511.2640	84-8001.2640	84-8511.2620	84-8001.2620	84-8511.3640	84-8001.3640	84-8511.3620	84-8001.3620								
Orange	84-8511.3340	84-8001.3340	84-8511.3320	84-8001.3320	84-8511.3640	84-8001.3640	84-8511.3620	84-8001.3620												
Yellow	84-8511.4340	84-8001.4340	84-8511.4320	84-8001.4320	84-8511.4640	84-8001.4640	84-8511.4620	84-8001.4620												
Green	84-8511.5340	84-8001.5340	84-8511.5320	84-8001.5320	84-8511.5640	84-8001.5640	84-8511.5620	84-8001.5620												
Blue	84-8511.6340	84-8001.6340	84-8511.6320	84-8001.6320	84-8511.6640	84-8001.6640	84-8511.6620	84-8001.6620												
White	84-8511.9340	84-8001.9340	84-8511.9320	84-8001.9320	84-8511.9640	84-8001.9640	84-8511.9620	84-8001.9620												
Bi-colour LED red/green																				
Bi-colour LED yellow/green																				
Non-illuminated																	84-8510.0040	84-8510.0020		

Accessories (optional)

Accessories part	Part No.
Marking plate Marking on plate is possible by engraving or hot stamping. Specific symbols and markings are available on request.	61-9707.7
Legend frame 30 x 50mm alu black adhesive for 25 mm dia. devices	61-9980.0
Legend plate insert 14.5 x 23.5 mm alu natural adhesive	704.968.0
Legend plate insert 14.5 x 23.5 mm alu black adhesive	704.968.1
Front protective cap Silicon, for flat lenses only	84-9103.7
Blind plug Size 25 mm dia. black for 25 mm dia. devices	61-9453.0
Blind plug Size 36 mm dia. black for 40 mm dia. devices	704.964.8
Flat receptacle 2.8 x 0.8 mm	84-9420
Insulation sleeve For flat receptacle	31-929
Plug Two plugs are needed for IP67 rear protection of switching element	84-900
Lens remover	61-9730.0
Mounting tool For tightening or loosening of fixing nut of 25 mm dia. devices	84-997
Dismantling tool For dismantling of switching element of actuator	84-998

Example of complete switch 4

Items no.	Part	Part No.	Colour of metal part
1	Lens: plastic; green; transparent; raised	84-7115.500	Anodised aluminium parts may have visible variations due to technical production reasons.
2	Actuator: aluminium; natural; IP67	84-1201.7	
3	Switching element: LED white; 12VDC; 10mA; plug-in terminal 2.8 x 0.8 mm	84-8511.9320	Additional colours are available on request.
Marking plate	Engraving on marking plate "START"; 4 mm letters; black filled		

Dimensions/Mounting types: Refer to last page

www.eao.com/84STD-ps_en

